

**Thermic 26 K**



Powered by  
**KOHLER  
DIESEL**







**PRESSURE  
350-500 bar**

**Equipped with:**

- TW Premium/TW 500 bar Premium pumps with brass pump head and ceramic pistons
- Kohler engine KDW1003 liquid cooler
- Gearbox (with 1450 rpm pump)
- Electrical starting
- No engine-oil safety device (oil-alert)
- **Hour counter**
- Manual accelerator
- Stainless steel gradual pressure restoration valve with EASY-START
- Thermostatic valve
- Water filter, readily serviceable cartridge type
- Water suction from external tank option (self priming pumps only TW)
- Ø 350 industrial wheels
- Hose reel with 20 mt hose can be mounted on request

**STANDARD EQUIPMENT**

- 0.966.0006 Gun ML 710 with quick coupling M24-M24 
- 0.966.0010 S/S Lance 500 bar L70 M24 
- 0.966.0041 Nozzle Ø 050 (mod.3523)
- 3.103.0195 Nozzle Ø 043 (mod.4020)
- 3.103.0136 Nozzle Ø 030 (mod.5016) 500 bar 
- 0.966.0013 High pressure hose 10 m 

**Optional:**

- Rotox lance with nozzle 600 bar
  - 0.966.0019 (mod.3523)
  - 0.966.0061 (mod.4020)
  - 0.966.0016 (mod.5016)
- Pipe cleaning hose 25 m.
  - 0.966.0023 (mod.3523/4020)
  - 0.966.0022 (mod.5016)
- Extension hose 20 m.
  - 0.966.0027 (mod.3523)
  - 0.966.0026 (mod.4020/5016)
- Sand-blasting lance 500 bar
  - 0.966.0032 (mod.3523)
  - 0.966.0031 (mod.4020)
  - 0.966.0030 (mod.5016)
- 7.197.0515 Apron
- 7.197.0516 Helmet kit + apron + hand protections + gaiters

	Thermic 26 3523 K	Thermic 26 4020 K	Thermic 26 5016 K
code	0.066.0029	0.066.0028	0.066.0027
operat. pressure	350 bar-5076 psi	400 bar-5801 psi	500 bar-7252 psi
delivery rate	1380 l/h-6.07 GPM	1200 l/h-5.28 GPM	960 l/h-4.22 GPM
engine type/hp	Kohler 1003 Diesel/26	Kohler 1003 Diesel/26	Kohler 1003 Diesel/26
pump type/RPM	TW 500/1450 RPM	TW 500/1450 RPM	TW 500/1450 RPM
max. water inlet temp.	60 °C	60 °C	60 °C
dimension/weight	137x85x102 cm/300 Kg-661 lbs	137x85x102 cm/300 Kg-661 lbs	137x85x102 cm/300 Kg-661 lbs