



antea



Antea is a walk behind scrubbing machine offering high performances for both maintenance and heavy duty cleaning of floors up to 2200 sq.m.

It is available with a disc brush with 50 cm working width, cable (E) or battery powered, with traction (BT) or without it (B). Moreover, they come with traction also the scrubbing-sweeping version with 2 cylindrical brushes (BTS) and the new orbital version (BTO).

Antea stands out for its new design that provides reliability and sturdiness. Such qualities are granted also by innovative choices, like the use of a pressure die-cast aluminum squeegee mount, machine frame and brush head. The operator will find the machine very easy to use and to manoeuvre. Its compact size makes it an ideal model for several sectors: healthcare, hospitality, large-scale retailing, automotive and public institutes.

THE ADVANTAGES OF ANTEA

Many are the benefits Antea can offer:

- Intuitive drive, with few and easy controls
- Versatility, thanks to the compact size it is ideal to meet the cleaning needs of several sectors
- Full accessibility to components for easier maintenance
- Energy saving and silent operation < 66 dB (A), thanks to Eco device (traction versions)
- Control of water and detergent consumption with CDS system (optional, only traction versions)
- Reliability over time and sturdiness are guaranteed by the new design and the new pressure die-cast aluminum frame
- Easy Clean: special treatment that prevents dirt from sticking on the surface, making easier tank cleaning and sanitizing (upon request)
- Antibacterial tanks, available on request, ideal for the healthcare industry
- Corrosion Protection: special treatment for metal surfaces of machines working in special environments such as swimming pools, fish markets, dairies, etc., and in all areas where corrosive agents can be found.



MODELS

ANTEA 50 E/B/BT
Scrubbing version
with disc brush

ANTEA 50 BTS
Sweeping version with two
cylindrical brushes

ANTEA 50 BTO
Orbital version with pad

Designed to help even unskilled operators

ALL FUNCTIONS AT A GLANCE



Control panel of E version



Control panel of B version



Control panel of traction versions

The simple control panel of Antea 50 E/B favours an intuitive use.
The traction versions feature more functions such as the Eco device to reduce consumption and the knob for speed adjustment.

ECO DEVICE


Only one button to reduce energy consumption and noise level.
It is an ideal working setting for maintenance cleaning and to use the machine in sensitive or frequented environments.



CDS - COMAC DOSING SYSTEM

Separate water and detergent management

Antea can be equipped upon request with CDS (Comac Dosing System) for the separate management of water and detergent, that allows to increase or reduce their flow, according to the type of dirt to clean, thus avoiding wastes.
It reduces cleaning solution consumption by up to 50%.



CFC - COMAC FLEET CARE

Antea can be arranged with the equipment needed for fleet management through Comac Fleet Care (CFC). Such system allows the remote control of machines status: if, when and where each machine is operating or if maintenance is needed, to let you promptly intervene avoiding machine downtimes and unexpected costs for extraordinary maintenance.



REFERENCE SECTORS



Cleaning companies



Health



Public



Horeca



Sports



Handicraft



Automotive



Retail



Large-Scale
Retail Trade



Transport

Robust and reliable design, built to last

HOW TO START. SOLUTIONS TO PROPERLY DOSE THE DETERGENT



The hose for the solution tank filling can be connected directly to any water tap, giving the possibility to supply the machine everywhere



The tank level is always under control, thanks to an indicator that results useful when filling the tank with water and during work, to know when you need to stop to empty the recovery tank



The recovery tank lid can hold small objects


USE: DETAILS THAT GUARANTEE RELIABILITY OVER TIME




The chain to lower the squeegee is robust, made of steel, and equipped with an ergonomic handle, made out of die-cast aluminum



The brush head is lowered/lifted through a comfortable pedal



The frame, the squeegee mount and the brush head are made out of die-cast aluminum, that makes them robust and shock proof




The brush can be easily adjusted without any tools to clean any type of floor



The emergency button allows to immediately stop the machine in case of emergency (traction versions)



The 4 wheels increase stability and manoeuvrability. Moreover, they make brush maintenance easier and allow to store the machine with the brush head up, to keep the brush in perfect conditions



The on board battery charger makes recharging easier and quicker

ANTEA'S TECHNOLOGIES



The tools that will save your time



FAST FILL
A simple device allows the quick filling of the tank with clean water without the presence of the operator (upon request)



KIT FOR CLEANING ACCESSORIES
For bringing additional cleaning tools with you, which are useful for completing the operations (upon request)



TOOL-HOLDER HOOK
It can hold the squeegee, the brush or the tank lid, useful for machine store or maintenance (upon request)



ELASTIC NET
The elastic net can hold additional cleaning products that allows to complete the cleaning task (upon request)

PROPER DAILY MAINTENANCE KEEPS CLEANING PERFORMANCES CONSTANT OVER TIME

Yellow color-code identifies the parts involved in daily maintenance. At the end of the shift the operator can easily and quickly find what parts have to be sanitized, without wasting time

DAILY MAINTENANCE



To ensure a perfect drying, the suction hose and the squeegee rubber blades must be cleaned at the end of any cleaning operation. The squeegee can be lifted to quickly clean the rubber blades



For an effective vacuuming the suction filter must be kept clean



Solution filter cleaning



The large diameter of the drain hose allows to quickly empty the recovery tank



Rubber blades replacement or rotation are carried out in few seconds without any tools



Full access to components makes easier both regular and extraordinary maintenance



The scrubbing-sweeping version (Antea 50 BTS) is equipped with a debris hopper that can be easily emptied taking it out from the right side

CERTIFICATIONS



STANDARD EQUIPMENTS	Antea 50E	Antea 50B	Antea 50BT	Antea 50BTS	Antea 50BTO
Comfort					
Hour meter	•	•	•	•	•
Eco Mode	-	-	•	•	•
Electronic control panel with diagnostics	-	-	•	•	•
Brush head lifting	Manual	Manual	Manual	Manual	Manual
Automatic brush uncoupling	-	•	•	-	-
Ergonomic squeegee handle	•	•	•	•	•
Speed adjustment	-	-	•	•	•
Squeegee rubber blades usable on 4 sides	•	•	•	•	•
Color-coded parts for easy maintenance	•	•	•	•	•
Accessory holder on the tank lid	•	•	•	•	•
Flexible filling hose with drop-stop	•	•	•	•	•
Water level indicator	•	•	•	•	•
Safety					
Emergency stop	-	-	•	•	•
Automatic parking brake	-	-	•	•	•
Antiskid wheels	•	•	•	•	•
Die-caste aluminum frame	•	•	•	•	•

OPTIONAL	Antea 50E	Antea 50B	Antea 50BT	Antea 50BTS	Antea 50BTO
CB (On-board Battery Charger)	-	•	•	•	•
CDS (Comac Dosing System)	-	-	•	•	•
CFC (Comac Fleet Care)	-	-	•	•	•
CCP (Comac Corrosion Protection)	•	•	•	•	•
Fast filling system	•	•	•	•	•
Tool-holder hook	•	•	•	•	•
Kit for cleaning accessories	•	•	•	•	•
Antibacterial tanks	•	•	•	•	•
Easy Clean	•	•	•	•	•
Elastic net as object holder	•	•	•	•	•

TECHNICAL DESCRIPTION		Antea 50E	Antea 50B	Antea 50BT	Antea 50BTS	Antea 50BTO
Solution tank	l/gal	40/10,6	40/10,6	40/10,6	40/10,6	40/10,6
Recovery tank	l/gal	60/15,9	60/15,9	60/15,9	60/15,9	60/15,9
Detergent tank capacity (CDS)	l/gal	-	-	3/0,8	3/0,8	3/0,8
Voltage and nominal power	V/W	220/825 - 110/825	24/920	24/1100	25/1200	24/1000
Working width	mm/inch	508/20	508/20	508/20	500/19,7	508/20
Squeegee width	mm/inch	700/27,5	700/27,5	700/27,5	700/27,5	700/27,5
Working capacity up to	sq.m/h/sqft/h	1250/13455	1250/13455	1780/19160	1750/18837	1780/19160
Disc brush	(n.) mm/inch	(1) 508/20	(1) 508/20	(1) 508/20	-	-
Cylindrical brushes	(n.) mm/inch	-	-	-	(2) 110x500/4,3x19,7	-
Debris hopper capacity	l/gal	-	-	-	4/1,06	-
Rectangular pad	(n.) mm/inch	-	-	-	-	(1) 355x508
Brush pressure	Kg/lbs	23/50,7	23/50,7	23/50,7	25/55	25/55
Brush motor	V/W	220/375 - 110/375	24/500	24/500	24/600	24/400
Brush revolution/orbital	rpm	140	140	140	700	2300
Vacuum motor	V/W	220/450 - 110/450	24/420	24/420	24/420	24/420
Suction vacuum	mbar	121,5	124	124	124	124
Traction	-	Semi aut.	Semi aut.	aut.	aut.	aut.
Traction motor	V/W	-	-	24/180	24/180	24/180
Forward speed	Km/h	3	3	0+3,5	0+3,5	0+3,5
Battery compartment dimensions (Lxhxw)	mm/inch	-	350x285x355/ 13,7x11,2x13,9	350x285x355/ 13,7x11,2x13,9	350x285x355/ 13,7x11,2x13,9	350x285x355/ 13,7x11,2x13,9
Max gradient at full load	%	2	2	10	10	10
Batteries (n.)	V/Ah C5	-	Gel 12/112 (2) Wet 12/110 (2)	Gel 12/112 (2) Wet 12/110 (2)	Gel 12/112 (2) Wet 12/110 (2)	Gel 12/112 (2) Wet 12/110 (2)
Batteries weight	Kg/lbs	-	76/167,5	76/167,5	76/167,5	76/167,5
Machine dimensions (Lxhxw)	mm/inch	1177x992x591/ 46,3x39,2x23,3	1177x992x591/ 46,3x39,2x23,3	1177x1009x591/ 46,3x39,7x23,3	1156x1009x612/ 45,5x39,7x24	1071x1009x591/ 42,1x39,7x23,3
Machine weight (without batteries)	Kg/lbs	80/176,4	80/176,4	87/191,8	90/198,4	89/196,2



COMAC S.p.A. Via Maestri del Lavoro, 13 - 37059 Santa Maria di Zevio - Verona - ITALY
Tel. 045 8774222 - Fax 045 8750303 - www.comac.it - com@comac.it

Organisation certified by Q.C.B. Italia ISO 9001:2015, ISO 14001:2015, OHSAS 18001:2007

